

Your Personalised Land Rover

RANGE ROVER SPORT

Range Rover Sport S Ingenium 3.0 litre 6-cylinder 250PS Turbocharged Diesel MHEV (Automatic) All Wheel Drive



ABOVE & BEYOND






EXTERIOR



Exterior Features

	DESCRIPTION
COLOURS	Fuji White
COLOUR TONE	Gloss Finish
WHEELS	21" Style 5007, 5 split-spoke, Gloss Black with contrast Diamond Turned finish
BRAKES AND CALIPERS	Grey anodised brake calipers
ROOF COLOUR	Black contrast roof
ROOF TYPE	Sliding panoramic roof
GLASS	Privacy glass
GLASS	Toughened front and rear side glass
HEADLIGHTS	Premium LED headlights with signature DRL



COLOURS


COLOUR TONE




WHEELS



BRAKES AND CALIPERS



ROOF COLOUR



ROOF TYPE

INTERIOR




Interior Features


	DESCRIPTION
INTERIOR CHOICES	Ebony/Ebony with Ebony seats - Grained Leather
SEATING STYLES	8-way front seats
HEATED SEAT OPTION	Heated front and rear seats
REAR SEAT ENTERTAINMENT	Standard Rear Seats - No Rear Seat Entertainment
2 THIRD ROW SEATS	5 seats
SEAT FUNCTIONALITY	60:40 load through rear seats
HEADLINING	Cirrus Morzine
FINISHERS	Extended Dark Satin Brushed Aluminium trim finisher
AUDIO	Enhanced Sound System




INTERIOR CHOICES




SEAT FUNCTIONALITY



HEADLINING



FINISHERS



AUDIO

OPTIONS

DESCRIPTION

PACKS

Drive Pack	Blind Spot Monitor Driver Condition Monitor Traffic Sign Recognition and Adaptive Speed Limiter
------------	---

EXTERIOR FEATURES

Front fog lights	Front fog lights are stylish as well as practical.
Heated, electric, power fold, memory door mirrors with approach lights and auto-dimming driver side	Includes Approach Lamps. Includes Memory function and Auto Reverse Dipping when fitted with memory seats.
No Badge	-

WHEELS AND TYRES

Reduced section alloy spare wheel	Reduced section steel spare wheel with vehicle jack and wheel brace. Stored under loadspace floor. *Not available with Tyre repair system or Full size spare wheel.
-----------------------------------	--

INTERIOR FEATURES

Carpet mats	-
Auto-dimming interior rear view mirror	Automatically reduces the glare of headlights from vehicles behind you.

INFOTAINMENT

DESCRIPTION

CD / DVD player

Please note: The CD/DVD player is located in the upper glovebox. When selected, the volume of the upper glovebox will be reduced.

CONVENIENCE

Powered Single-Piece Tailgate

The power single tailgate adds practicality and makes life with your Range Rover Sport even easier. Opened at the touch of a button on either the fascia or key fob, the opening height is programmable to suit personal preferences and accommodate more confined loading areas. The tailgate is closed via a button on the inside of the boot lid.

STANDARD FEATURES

DYNAMICS

Electric Power Assisted Steering (EPAS)	Dynamic Stability Control (DSC)	ECO mode
Low traction launch	Roll Stability Control (RSC)	Cornering Brake Control (CBC)
Hill Descent Control (HDC)	Electric Parking Brake (EPB)	Electronic Brake-force Distribution (EBD)
Gradient Acceleration Control (GAC)	Gradient Release Control (GRC)	Locking fuel flap
Low level coolant sensor	Service intervals sensors	Electronic Traction Control (ETC)
Brake pre-fill	Electronic Air Suspension	Single-speed transfer box (high range only)
Terrain Response	Hill Launch Assist	

EXTERIOR FEATURES

Roof rack mounting provisions	Heated rear window	Acoustic laminated windscreen
Rain sensing windscreen wipers	Engine Cover	Left to Right Easy Config Headlights
Automatic headlights	Follow me home lighting	Rear fog light(s)
Headlight power wash	Heated, electric door mirrors	

WHEELS AND TYRES

Tyre Pressure Monitoring System (TPMS)

Locking wheel nuts

Tyre Repair System

INTERIOR FEATURES

Sunvisors with vanity mirrors

Electric windows with one-touch open/close and anti-trap

Lockable glovebox

Front and rear cupholders

Front and rear grab handles

Front door storage space

Manually adjustable steering column

Ambient Interior Lighting

Leather steering wheel

Manual dipping interior rear view mirror

INFOTAINMENT

Touch Pro Duo

Interactive Driver Display

Navigation Pro

10" Touch Pro

Protect

Pro Services and Wi-Fi Hotspot

Remote Premium

12V power socket(s)

All Terrain Info Centre

Bluetooth® connectivity

Digital Audio Broadcast (DAB) radio

Android Auto™

Apple CarPlay®

CONVENIENCE

Push Button Start	Centre console with armrest	Rear centre armrest
Loadspace light	Loadspace mounting provisions	Loadspace Cover
Two-zone Climate Control	Keyless Entry	Manual Single-Piece Tailgate

DRIVER ASSISTANCE

Emergency Braking	Lane Departure Warning	Cruise Control and Speed Limiter
Rear Camera	Front and Rear Parking Aid	

TOWING

Trailer Stability Assist (TSA)	Electrical towing preparation	Front and rear recovery eyes
--------------------------------	-------------------------------	------------------------------

SAFETY & SECURITY

Anti-lock Braking System (ABS)	Emergency Brake Assist	Intrusion sensor
Customer Configurable Autolock	Customer Configurable Single Point Entry	Power operated child locks
Rear ISOFIX	Front airbags, with passenger seat occupant detector	Seat belt pre-tensioners

SAFETY & SECURITY

First Aid Kit

Secure Tracker (12 Month Subscription)

Side repeater indicators in mirror

Speed Limiter

TECHNICAL SPECIFICATIONS

PERFORMANCE

Maximum speed km/h (mph)	209 (130)
Acceleration (secs) 0-100 km/h (0-60mph)	8,5 (8,0)

FUEL ECONOMY

Combined NEDC Equivalent (NEDC2) Consumption - l/100km (mpg)	7,6 (37,2) - 7,7 (36,7)†
Combined NEDC Equivalent (NEDC2) CO ₂ Emissions - g/km	199 - 203†
Combined WLTP Consumption - l/100km (mpg)	8,3 (34,2) - 9,1 (30,9)††
Combined WLTP CO ₂ Emissions - g/km	217 - 240 ††
Tank capacity (litres approx.)	86

POWERTRAIN

Capacity (cc)	2.997
Maximum power (PS/kW/rpm)	249 / 183 / 4.000
Maximum torque (Nm/rpm)	600 / 1.250-2.250
Transmission	Auto

WEIGHTS

Unladen weight (EU) (kg)	2.278 [△]
Unladen weight (DIN) (kg)	2.203 [▲]
Gross Vehicle Weight (GVW) (kg)	3.100 (5 Seat) / 3.230 (5+2 Seats)

TOWING

Unbraked trailer (kg)	750
Maximum towing (kg)	3.500
Maximum coupling point (nose weight) (kg)	150
Maximum vehicle and trailer combination (GTW) (kg)	6.600 (5 Seat) / 6.730 (5+2 Seats)

ROOF CARRYING

Maximum roof load (including cross bars) (kg)	100
---	-----

DIMENSIONS

Height (mm)	1.803
Length (mm)	4.879
Width with mirrors folded (mm)	2.073

DIMENSIONS

Width with mirrors out (mm)	2.220
Front wheel track (mm)	1.692
Rear wheel track (mm)	1.686
Wheelbase (mm)	2.923

HEADROOM

Maximum front/rear headroom with standard roof (mm)	1.002 / 992
Maximum front/rear headroom with panoramic roof (mm)	984 / 991

LEGROOM

Maximum front/rear legroom (mm)	1.004 / 940
---------------------------------	-------------

LOADSPACE CAPACITY

Height (mm)	837
Width (mm)	1.285
Width between arches (mm)	1.116
Length behind first row (mm)	1.852

LOADSPACE CAPACITY

Maximum loadspace volume behind first row - Dry (litres)	1.463◇
Maximum loadspace volume behind first row - Wet (litres)	1.686◆
Length behind second row (mm)	1.035
Maximum loadspace volume behind second row - Dry (litres)	623◇
Maximum loadspace volume behind second row - Wet (litres)	780◆
Length behind third row (mm)	390
Maximum loadspace volume behind third row - Dry (litres)	162◇‡‡
Maximum loadspace volume behind third row - Wet (litres)	221◆‡‡

GROUND CLEARANCE - STANDARD

Ride height (mm)	213
Approach Angle	26°
Departure Angle	26,2°
Ramp Angle	21,2°

GROUND CLEARANCE - OFF ROAD

Ride height (mm)	278
------------------	-----

Approach Angle	33°
----------------	-----

Departure Angle	30°
-----------------	-----

Ramp Angle	25,7°
------------	-------

WADING DEPTH

Maximum wading depth (mm)	850
---------------------------	-----

TURNING CIRCLE

Kerb-to-kerb (m)	12,39
------------------	-------

Wall-to-wall (m)	12,5
------------------	------

Turns lock-to-lock (no. of turns)	2,7
-----------------------------------	-----

YOUR CONFIGURATION

https://rules.config.landrover.com/lr2/r/summary/_/en_xi/l494_k215/48271/a-he494-249_a-s/n-017ta_n-025am_n-029vt_n-030rk_n-031tk_n-033cw_n-033eq_n-041cz_n-047db_n-057yb_n-064ap_n-070av_n-079aj_n-080an_n-088sw_n-1aa



Vehicles shown are from the Land Rover Global range. Specifications, options and availability will vary between markets and should be verified with your local Land Rover Retailer.

†The figures provided are NEDC2 calculated from official manufacturer's WLTP tests in accordance with EU legislation. For comparison purposes only. Real world figures may differ. CO₂ and fuel economy figures may vary according to wheel fitment and optional extras fitted. NEDC2 are figures calculated using a Government formula from WLTP figures equivalent to what they would have been under the old NEDC test. The correct tax treatment can then be applied.

††WLTP is the new official EU test used to calculate standardised fuel consumption and CO₂ figures for passenger cars. It measures fuel, energy consumption, range and emissions. This is designed to provide figures closer to real-world driving behaviour. It tests vehicles with optional equipment and with a more demanding test procedure and driving profile. Figures are shown as a range under WLTP testing measures. The most economical figures refer to the most efficient/lightest set of options. The least economical figures refer to the least efficient/heaviest set of options. WLTP legislation dictates that where there is <5g CO₂ variance between the lowest and highest figures, only the highest is declared.

[1]Engine data has not been re-certified in 2020. Data shown conforms to the 2017 NEDC certification.

‡When fitted with optional 5+2 seating

△Includes a 75kg driver, full fluids and 90% fuel

▲Includes full fluids and 90% fuel

▽Dynamic models only

‡‡Not available on HST

◇Dry: Volume as measured with VDA-compliant solid blocks (200mm x 50mm x 100mm).

◆Wet: Volume as measured by simulating the loadspace filled with liquid.

◆With 22" wheels & non-Pano roof fitted

◇With 22" wheels & Pano roof fitted

Weights reflect vehicles to standard specifications. Optional extras increase weight.

- [COOKIE AND PRIVACY POLICY](#)
- [TERMS AND CONDITIONS](#)
- [CONTACT US](#)
- [INTERNATIONAL STANDARDS](#)
- [SELECT A COUNTRY](#)
- [SITE DISCLAIMER](#)
- [ACCESSIBILITY STATEMENT](#)



ABOVE & BEYOND